

**PL KWIC**

S. &amp; R. Cornelissen

Collection consisting of steel and aluminum ceiling/wall lamps, suspended and floor lamps with opaline blown glass diffuser. Available in two colours and two sizes. Built-in dimmable LED light source.

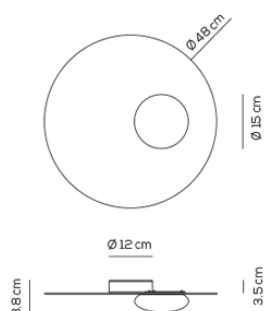
Typology: CEILING-WALL LAMP

## Ratings

- Built in **LED** module
- CCT 3000 K
- diffused beam
- Surface installation over holes
- Supply voltage ~110-240V
- Switch mode: on-off
- Aluminum-Steel body

## Product code composition

KWIC / DRIVER INCLUDED / applicazione a soffitto o parete / application: both as ceiling or wall lamp

kg 1,9 m<sup>3</sup> 0,065

Type	Article	Colours	Finishings	Source
PL	KWIC 48	NE intense black	XX	<b>LED</b> 18W - diffused be 3000K*, 2700K
		BR transparent bronze		
		BC white		





IP20 CRI&gt;90

110-240Vac **LED**

~2151 lm\* ~119 lm/W\*

example composition code PL KWIC 48 XX XX LED

## Available colors

NE  
Intense blackBR  
Transparent  
bronzeBC  
White

Considering the craftsmanlike manufacturing of the product and the special finishing process, always by hand, you may find different appearances and shades between one product and another and they are to consider as absolute distinction of the item.

EELc (Energy Efficiency Label compatibility) contain built in LED lamps that cannot be changed: A, A+, A++

PLKWIC48 \_\_ XXLED

CUSTOMER \_\_\_\_\_

NOTES \_\_\_\_\_

NOTICE: Luminous flux (lm) and efficacy (lm/W) for all built in LED luminaires is based on nominal ratings of the LED sources. Technical data could be subject to alteration without notice. Axo Light does not provide legal guarantee for the accuracy of this data sheet.