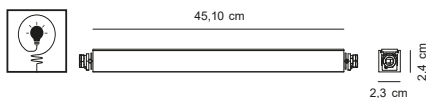


- LEGGERE LE ISTRUZIONI GENERICHE PER L'INSTALLAZIONE DI TUTTI GLI APPARECCHI D'ILLUMINAZIONE.
- READ GENERAL INSTRUCTIONS FOR INSTALLING ALL LIGHTS.
- BITTE DIE ALLGEMEINE MONTAGEANLEITUNG FÜR ALLE LEUCHTEN LESEN.
- LIRE LES INSTRUCTIONS GÉNÉRALES POUR L'INSTALLATION DE TOUS LES APPAREILS D'ÉCLAIRAGE.
- LEER LAS INSTRUCCIONES GENERALES PARA LA INSTALACIÓN DE TODOS LOS APARATOS DE ILUMINACIÓN.
- ЧИТАЙТЕ ОБЩИЕ ИНСТРУКЦИИ ПО МОНТАЖУ.

PAG. I + II

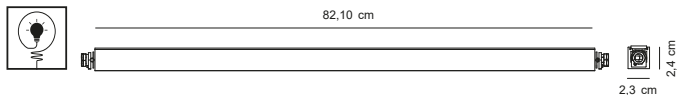
- Controllare che la superficie d'installazione e le viti che ad essa vengono fissate siano adeguate all'apparecchio e ne supportino il peso.
- Ensure the installation surface and the screws that are fastened onto it are suited to the fixture and withstand its weight.
- Sicherstellen, dass die Installationsoberfläche und die Schrauben, die an ihr befestigt werden, für das Gerät geeignet sind und sein Gewicht aushalten.
- Contrôler que la surface d'installation et les vis qui lui sont fixées soient appropriées à l'appareil et qu'elles sont en mesure d'en supporter le poids.
- Controle que la superficie de instalación y los tornillos fijados a ella sean adecuados para el aparato y soporten el peso.
- Проверить, что поверхность установки и крепежные болты соответствуют прибору и имеют подходящую грузоподъемность

ACPOSES04510N



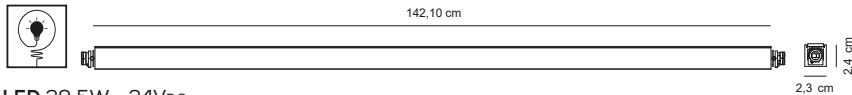
LED 8,6W - 24Vdc
840lm* source

ACPOSES08210N



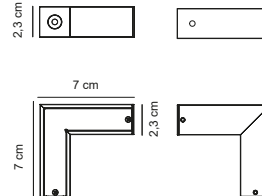
LED 16,5W - 24Vdc
1640lm* source

ACPOSES14210N

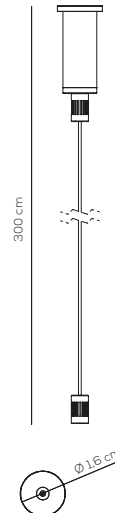


LED 29,5W - 24Vdc
2867lm* source

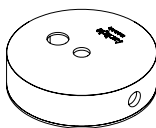
ACANGOLO90001



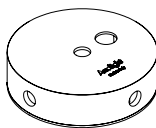
ACCAVINOX0300



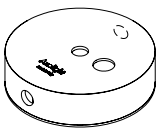
ACSATXX01 (1 hole)



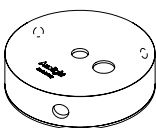
ACSATXX02 (2 holes 90°)



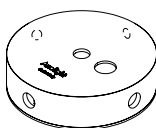
ACSATXX03 (2 holes 180°)



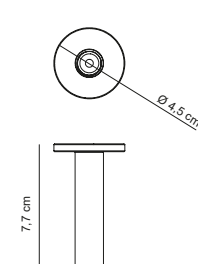
ACSATXX04 (3 holes 120°)



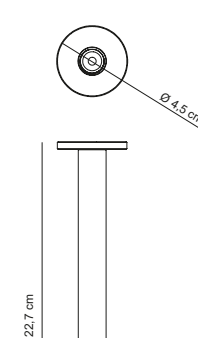
ACSATXX05 (4 holes 90°)



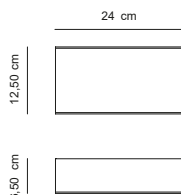
ACPIEDINO07XX



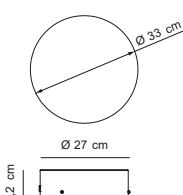
ACPIEDINO22XX



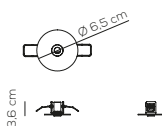
ACCANOPYRE001



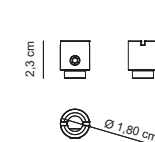
ACCANOPYTO001



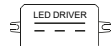
ACCANOPYIN001 (for recessed system)



ACBLOCCACAV01



LED DRIVER



CEDMWC00202

dimmable 1-10V 24Vdc
driver max 80W

CEDMWC00203

dimmable 1-10V 24Vdc
driver max 100W

CEDMWC00204

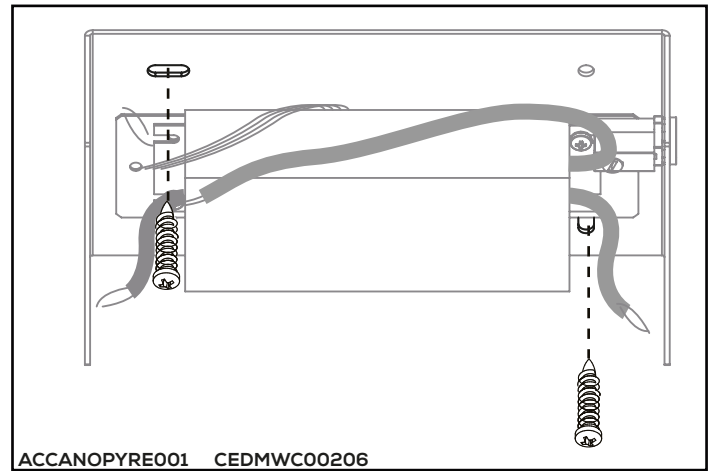
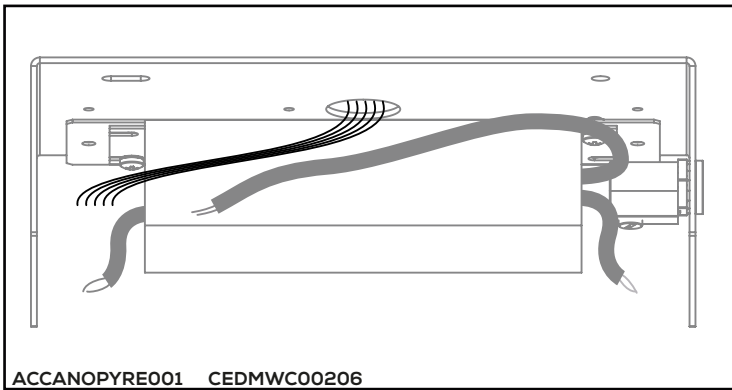
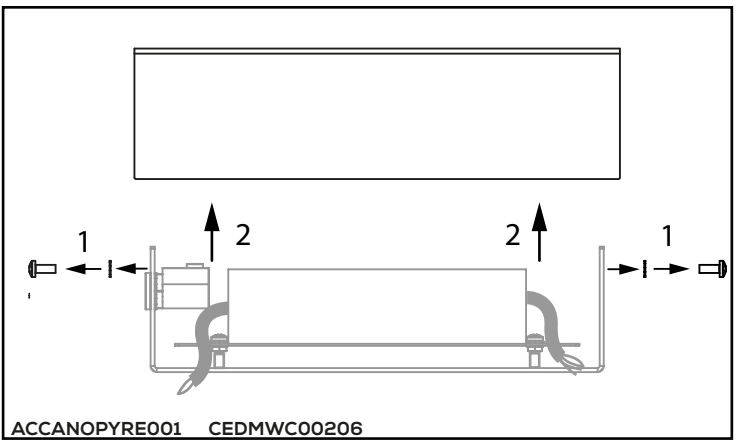
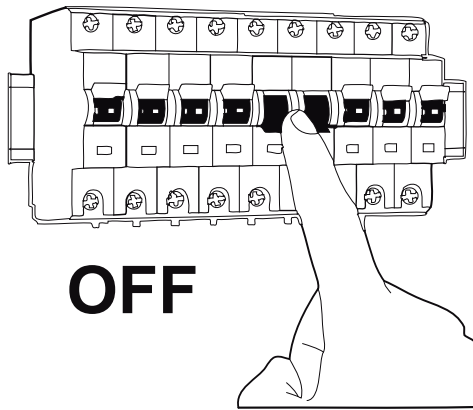
dimmable DALI 24Vdc
driver max 75W

CEDMWC00205

dimmable DALI 24Vdc
driver max 100W

CEDMWC00206

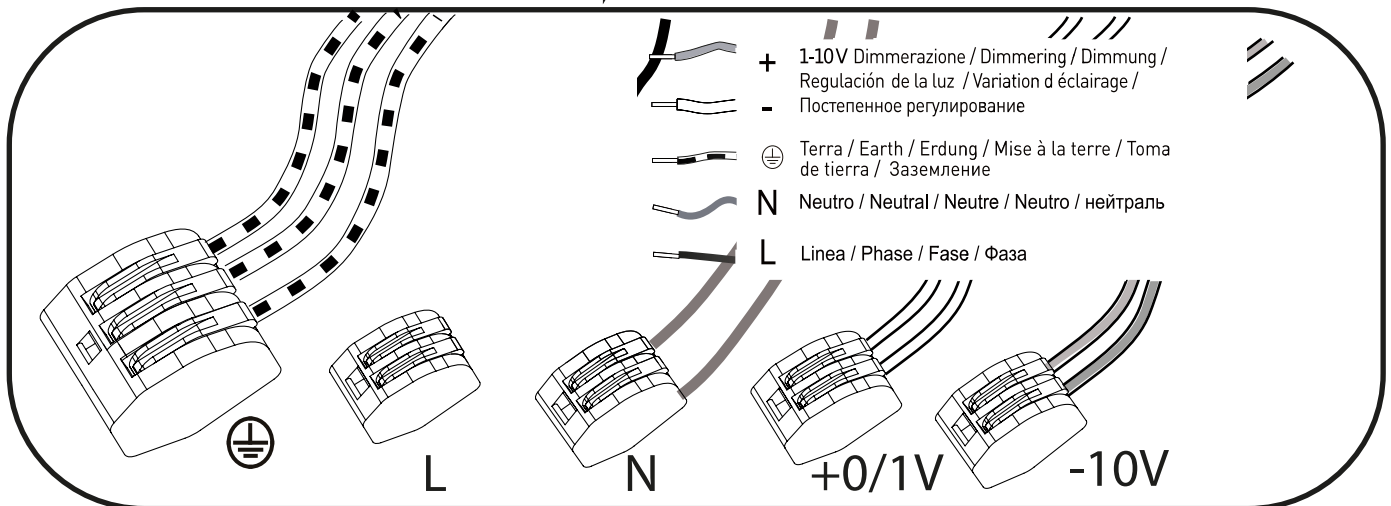
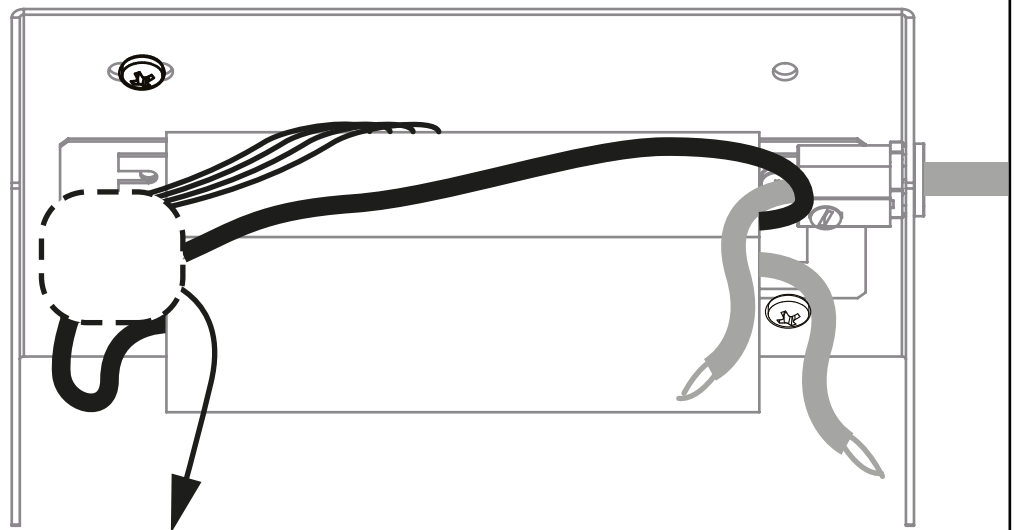
dimmable 1-10V 24Vdc
driver max 40W



COLLEGAMENTO ELETTRICO / ELECTRICAL CONNECTION

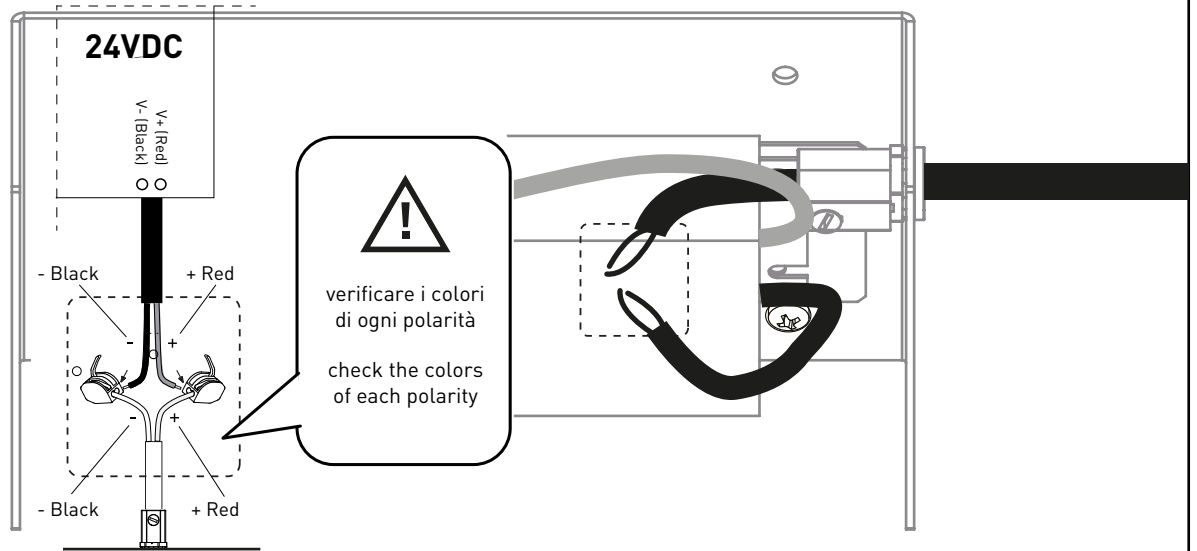
ACCANOPYRE001
CEDMWC00206
ACCAVOEL2X001

(L) Brown / Marrone / Marron /
Marrón / Braun / коричневый
(N) Blue / Blu / Blu / Azul / Blau /
синий
(+0/1) Red, Rosso, Rojo, Rouge,
Rot, красный
(-10) White / Bianco / Blanc /
Blanco / Weiß / белый



(Nel caso di accorciamento del cavo vedi / If the cable is shortened see / Falls das Kabel verkürzt werden soll siehe / En cas de raccourcissement du composant câble voir/ En el caso de acortamiento del cable vea/
Если кабель укорочен, см. инструкции по подключению: WARNING!)
rispettare la polarità / respect the polarity / die richtige Polarität beachten / respecter la polarité / respetar la polaridad
/ соблюдать полярность

ACCANOPYRE001
CEDMWC00206
ACCAVOEL2X001



ACCANOPYRE001
CEDMWC00206
ACCAVOEL2X001

